



Smart Email for Agency & Designers

Smart Email includes everything you need to create, send and track professional HTML emails.

It is fully-featured email marketing software which has been developed by marketing experts and includes a multitude of useful features.



Contents

- Email Design Features..... 4
 - Email Templates..... 4
 - Upload or Import Content 4
 - Design Once, Please Many..... 4
 - Easily Upload Images 4
 - Easy WYSIWYG Editing..... 4
 - Popup and Inbox Previews..... 4
 - Use Your Existing Template 4
 - Email Personalization..... 4
 - Advanced HTML Editing 4
 - RSS Archive of Sent Emails..... 5
 - Anchor Links..... 5
 - Advanced HTML Editing..... 5
 - RSS Archive of Sent Emails..... 5
- Email Campaign Features..... 6
 - Easy, Automatic Unsubscribes 6
 - Campaign Optimization Tips 6
 - Automatic Bounce Handling 6
 - Upload & Send Attachments..... 6
 - Embed Images As Attachments 6
 - Free, Built-In Spam Checking 6
 - Forward to a Friend Link 6
 - No Duplicate Emails – Ever 6
 - Send Now or Later 7
 - Send to Multiple Lists at Once 7
 - Automatic Inbox Preview..... 7
 - HTML, Text or Both (Multipart) 7
 - CAPTCHA Form Support..... 7
 - Pause & Resume Sending..... 7
- Autoresponder Features..... 8
 - Create Multiple Autoresponders 8
 - Filter the Recipient List 8
 - HTML, Text or Both (Multipart) 8
 - Open/Link/Unsubscribe Reporting 8

- Advanced Email Marketing Features 9
 - Split Testing..... 9
 - Triggers..... 9
 - Automatic Event Logging 10
 - Manual Event Logging..... 10
 - Google Calendar Integration..... 10
- Statistics & Reporting..... 11
 - Email Open Reporting 11
 - Link Click Tracking 11
 - Google Analytics Integration..... 11
 - Email Bounce Tracking 11
 - Unsubscribe Reporting..... 12
 - Forward to a Friend..... 12
- Contact Management Features 13
 - Full List Management..... 13
 - Add or Import Contacts..... 13
 - Website Signup Forms 13
 - Unlimited Custom Fields 13
 - Create Multiple Contact Lists..... 13
 - Double Opt-In Confirmation 13
 - Modify Subscription Details..... 13
 - Bulk Remove Contacts 13
 - One-Click Unsubscribe Links 14
 - Powerful List Segmentation 14
 - “Do Not Mail” List 14
 - Customizable Contact Views..... 14
- CAN-Spam Compliance Features 15
 - One Click Unsubscribes..... 15
 - Automatic Bounce Handling 15
 - Contact Details in Footer 15
 - “Do Not Mail” List 15
 - Double Opt-In Confirmation 15
- Your Feature Not on the List? 16
 - We’re Here to Help 16

Email Design Features

Email Templates

Choose from dozens of beautiful, industry-specific email templates to get started creating your email.



Upload or Import Content

As well as using the WYSIWYG editor, you can upload your existing email campaign from your computer or import it from a web page.

Design Once, Please Many

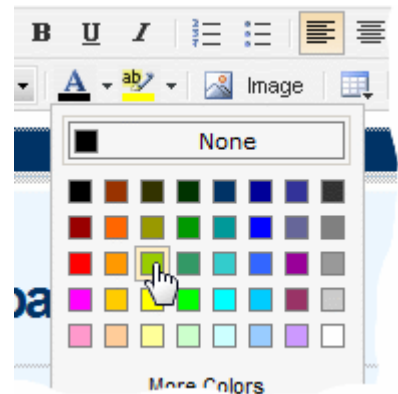
Our templates have been tested to work in all popular email clients (including Yahoo, Hotmail, Gmail and Outlook), meaning your contacts see your email message exactly as you intend it to be seen.

Easily Upload Images

Upload as many images as you like into your email campaigns. Unlimited free image hosting is included with every account.

Easy WYSIWYG Editing

Use the built-in WYSIWYG editor to make changes to your email campaigns. You can format text, upload and insert images, add links and more.



Popup and Inbox Previews

See exactly how your email will look before you send it. You can view a preview in your web browser or even email it to yourself.

Use Your Existing Template

There's no need to design your email template from scratch. You can upload or copy+paste your existing template (with images) into SmartEmail Email Marketer in just a few seconds.

Email Personalization

Personalize your email with two clicks using custom fields such as first name, age or company name. It works the same as a mail merge in Microsoft Word!



Advanced HTML Editing

Advanced users have full access to customize the HTML of their email campaigns, right from the WYSIWYG editor's "source" tab.

RSS Archive of Sent Emails

SmartEmail Marketer automatically creates an RSS archive of emails you send, making it easy for you to display the archive on your website or anywhere that supports RSS.

Anchor Links

Anchors allow you to insert a link from one section of your email campaign to another, such as from the table of contents to a paragraph further down in the email.

Advanced HTML Editing

Advanced users have full access to customize the HTML of their email campaigns, right from the WYSIWYG editor's "source" tab.

RSS Archive of Sent Emails

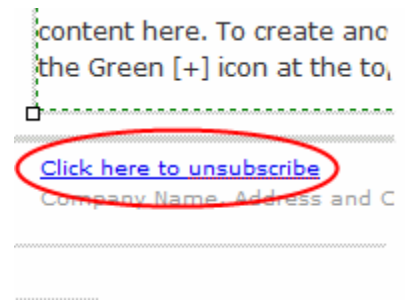
SmartEmail Marketer automatically creates an RSS archive of emails you send, making it easy for you to display the archive on your website or anywhere that supports RSS.

Email Campaign Features

Easy, Automatic Unsubscribes

The “Insert Unsubscribe Link” button makes it easy to add an unsubscribe link to your email campaign, which is required by law in most countries.

Also, all unsubscribe requests are processed for you automatically giving you and your subscribers peace of mind.



Campaign Optimization Tips

Right from Big Commerce you can view tips, tricks and advice to make sure your email campaign is optimized before sending. Learn how to improve subject lines, what time works best for sending and more.

Automatic Bounce Handling

Bounced emails (both soft and hard) are processed and removed from your list for you automatically, meaning your list is always clean.

You can also export a list of which email addresses bounced and see both soft and hard bounce details.

Upload & Send Attachments

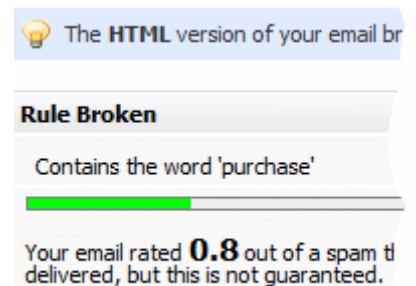
The software includes full support for uploading and sending attachments along with your emails.

Embed Images As Attachments

When sending a campaign you have the option to embed images as attachments, meaning your email can be viewed (once downloaded) without an internet connection.

Free, Built-In Spam Checking

Your email is analyzed for known spam keywords and the spam report shows you exactly what needs to be changed, ensuring your email is delivered to as many of your subscriber’s inboxes (and not junk mail folder) as possible.



Forward to a Friend Link

Encourage subscribers to share your email by including a “forward to a friend” link in your email. You can even see a report on who forwarded your email to a friend and when!



No Duplicate Emails – Ever

You never have to worry about duplicate emails with SmartEmail Marketer. We guarantee you’ll never find a duplicate email address in your list.

Send Now or Later

With full support for scheduled sending, you can blast your email out immediately or schedule it to go out at a later more convenient time.

Send to Multiple Lists at Once

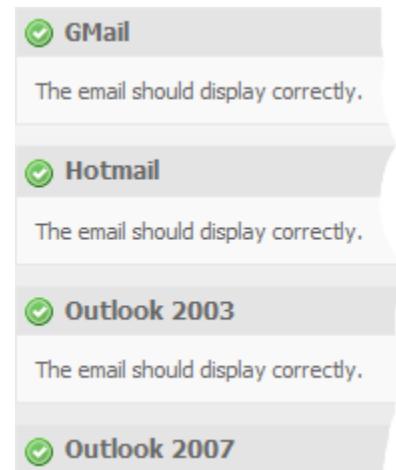
Easily send your email campaign to multiple contact lists in one send. Duplicate emails are removed automatically before sending.

Automatic Inbox Preview

For maximum impact and click thrus it's important that your email looks the same in all of the popular email clients, which isn't always easy.

Luckily SmartEmail Marketer's inbox preview tool shows how your email will look in all of the popular email clients (Yahoo, Gmail, Hotmail, Outlook, etc).

If something is found to be out of place, you're shown exactly what to change to ensure maximum inbox compatibility.



HTML, Text or Both (Multipart)

Create beautiful HTML emails, informative text emails or both using the integrated campaign editor. Multipart emails are sent as HTML and text and your subscriber's email client will show whichever version it supports best.

CAPTCHA Form Support

Eliminate automated submissions from your website signup form by enabling CAPTCHA form support.

Pause & Resume Sending

From the "Scheduled Emails" page you can see a list of emails waiting to send and you can even pause and resume emails that have started sending.

Autoresponder Features

Create Multiple Autoresponders

Autoresponders are emails which get sent to a contact after they've been on your list for a certain time, such as 24 hours or 2 weeks.

SmartEmail Marketer allows you to create multiple, sequential autoresponder emails for each of your contact lists.

Name ↕	Sent ↕
Message #1	Immediately after signu
Message #2	24 hours after signup
Message #3	48 hours after signup
Message #4	168 hours after signup
Message #5	672 hours after signup

Filter the Recipient List

You can assign an autoresponder to your entire list or only a portion of it, such as those in New York with under 10 employees or leads from last week's trade show who have ticked the "Send me more information" box on your signup form.

This means you can assign multiple autoresponders to one list based on custom filters instead of separating your contacts across multiple lists.

HTML, Text or Both (Multipart)

Create beautiful HTML emails, informative text emails or both using the integrated campaign editor. Multipart autoresponders are sent as HTML and text and your subscriber's email client will show whichever version it supports best.

Open/Link/Unsubscribe Reporting

Just like email campaign statistics you can see who opened your autoresponder, which links they clicked on and more, including unsubscribe and bounce reports.

Statistics Snapshot	
Email Subject	Attend a free
Contact List	Trade show lea
Sent To	15,628
Sent When	48 hours afte
Created By	Michael Citizer
Opened	4,302 Total O
Bounced	31

Advanced Email Marketing Features

Split Testing

Find out which of your email campaigns performs the best based on open rates and click-thru rates with split testing.

You can even run a split test on a small portion of your list and send the winning email to the rest of your list automatically after a predefined period of time!

Unlike other email marketing software which limits you to A/B split testing, you can test unlimited variations in a single split test.



Create A Split Test
A split test allows you to send different versions of an email campaign and see which performed better.

Buttons: Save And Send, Save And Exit, Cancel

Split Test Settings

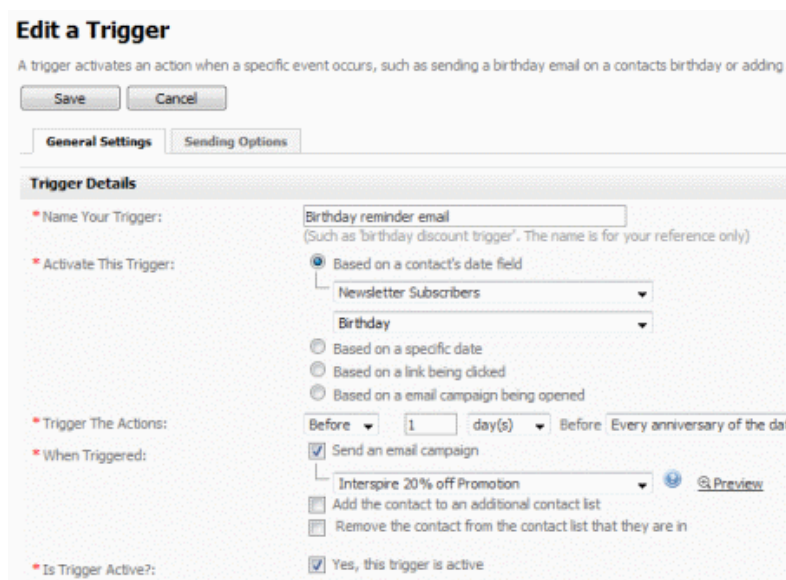
- Give Your Split Test a Name: 20% off promotion test (Such as '20% off promo split test'. The name is for your reference only)
- Choose Which Emails to Send:
 - 20% Off Promotion A
 - 20% Off Promotion B
 - 20% Off Promotion C
 - 20% Off Promotion D
- Choose a Winner Based on: Number of people who open the email
- The Kind of Test to Run?
 - Find a winning email and show me the results
 - Your emails will be sent in equal groups to your entire list
 - You can then view the best performing email from the split test statistics page
 - Find a winning email then send it to my list automatically
 - Emails will be sent in equal groups to 10% of your list
 - The best performing email will then be sent to the rest of your list 8 hours later
 - Results of the split test can be viewed from the split test statistics page

Triggers

Put your follow up tasks on autopilot with triggers. Send birthday and anniversary reminder or promotion emails, move contacts between lists when they open your email or click a link and a whole lot more!

With triggers you can:

- Send recurring emails based on a date such as a birthday
- Add contacts to new lists based on events (such as opening an email or clicking a specific link)
- Remove contacts from the list they are on based on an event
- Add/remove a contact from a list on a date in the future



Edit a Trigger
A trigger activates an action when a specific event occurs, such as sending a birthday email on a contacts birthday or adding

Buttons: Save, Cancel

General Settings | Sending Options

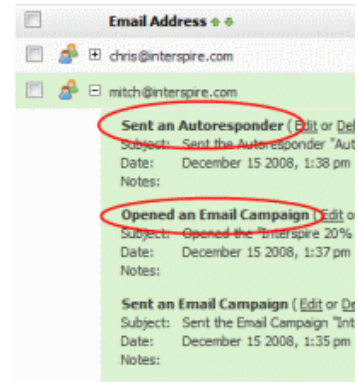
Trigger Details

- Name Your Trigger: Birthday reminder email (Such as 'birthday discount trigger'. The name is for your reference only)
- Activate This Trigger:
 - Based on a contact's date field
 - Newsletter Subscribers
 - Birthday
 - Based on a specific date
 - Based on a link being clicked
 - Based on an email campaign being opened
- Trigger The Actions: Before 1 day(s) Before Every anniversary of the date
- When Triggered:
 - Send an email campaign
 - Interspire 20% off Promotion
 - Add the contact to an additional contact list
 - Remove the contact from the contact list that they are in
- Is Trigger Active?: Yes, this trigger is active

Automatic Event Logging

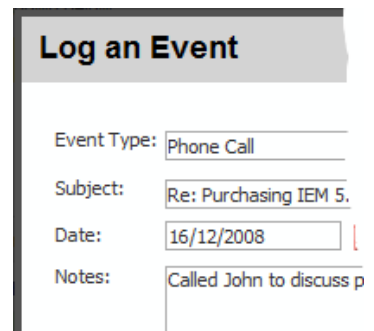
Every time a contact in your list receives and opens an email campaign or autoresponder, or when they click a link in your email, that action is logged automatically under their contact profile.

You can see a complete history of every email they've received, which links they clicked and when they opened your emails.



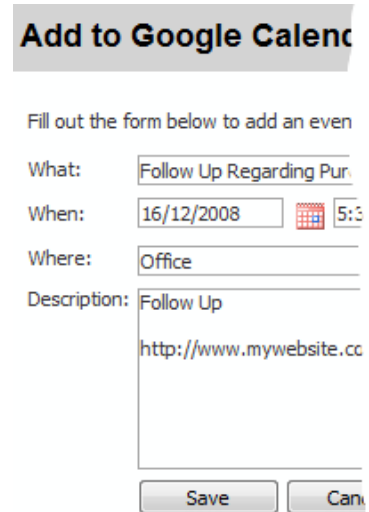
Manual Event Logging

Using the built-in event logging system you can quickly and easily log events such as phone calls and meetings next to contacts in your list. Each user can define their own event types and follow up reminders can be added through the software automatically to your Google Calendar if enabled.



Google Calendar Integration

SmartEmail Marketer has full support for your Google calendar. Easily add follow up reminders to your Google Calendar simply by clicking the "Add to Google Calendar" icon next to any date field when editing a contact's details.



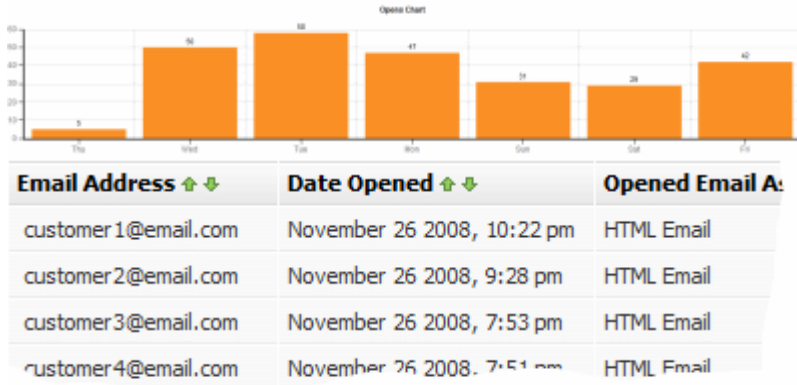
Statistics & Reporting

Email Open Reporting

You've created and sent the perfect email campaign, but how many people opened it and when? SmartEmail Marketer tells you this and more.

From the statistics tab you can see exactly who opened your email and when. View the data as a visually appealing bar chart or as a data table with more detail.

You can view the open rate report for the last 7 days, last 30 days, last year or even a custom date range.



Link Click Tracking

See which links were clicked, by who and when. Your sales team can follow up with leads who've shown interest in your products by clicking a link in your email. Talk about making contact at the right time!

Email Address	Link Clicked	Click Time
customer1@email.com	http://www.yoursite.com/products/	November 25
customer2@email.com	http://www.yoursite.com	November 23
customer3@email.com	http://www.yoursite.com/pricing/	November 25
customer4@email.com	http://www.yoursite.com	November 23

Google Analytics Integration

As you're sending an email campaign you can type in your Google Analytics details and a tracking code will be added to all links in your email, giving you full integration for number of visits, goals and e-commerce conversions for that campaign.

Yes, track all links in this email campaign

Track with Google Analytics

* Use this Campaign Name:

* Use this Source Name:

Email Bounce Tracking

Bounces are handled for you automatically and you can view reports showing which email addresses bounced, when and why, with an exact error message from the email provider, such as "Email address doesn't exist".

Bounce Type	Bounce Rule
Soft Bounce	Problem with recipient mailbox
Hard Bounce	Email Address does not exist
Soft Bounce	Problem with recipient mailbox
Soft Bounce	Over Quota
Soft Bounce	Over Quota
Soft Bounce	Problem with recipient mailbox

Unsubscribe Reporting

See unsubscribe statistics for each email campaign you send, either for a specific date or over time.

You can view the details of everyone who unsubscribed and see the unsubscribe rate relative to open and bounce rates.



Unsubscribe Summary

- Total Unsubscribes: 115
- Most Unsubscribes: Tue, 25. Nov

Forward to a Friend

See how viral your email campaign really is with complete details of who forwarded your email to a friend and when.

Contact Management Features

Full List Management

You'll always be compliant with spam laws and best practices thanks to SmartEmail Email Marketer's automatic handling of opt-ins, unsubscribe requests and bounced email cleaning.

Add or Import Contacts

Type in contacts details one by one or even import existing contacts from Microsoft Excel, Outlook or a CSV file.

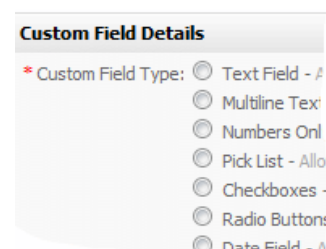
Website Signup Forms

Easily create customized signup forms with your company's color scheme to add to your website.

Unlimited Custom Fields

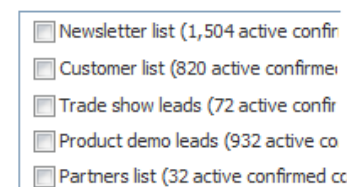
Create multiple custom fields to store additional information about contacts such as location, interests, last name, phone number and more.

You can then add custom fields into your email campaigns to personalize them, similar to a mail merge in Microsoft Word.



Create Multiple Contact Lists

Create as many contact lists as you need, allowing you to group contacts based on type or lead source, such as "newsletter subscribers" and "sales leads".



Double Opt-In Confirmation

Keep your list clean and follow best practices by requiring new subscribers to click a link in an email (generated and sent automatically) to verify they want to join your list.

Modify Subscription Details

Each contact on your list can modify the details of their subscription, such as email address, first name, preferences and more.

Bulk Remove Contacts

Remove large groups of contacts from your list by typing in their email addresses or uploading a file.

You can remove contacts permanently or mark them as unsubscribed so they won't receive any new emails you send out.

One-Click Unsubscribe Links

Automatic unsubscribe links in your emails give subscribers peace of mind and help you more than comply with CAN-spam laws.

Powerful List Segmentation

Filter contacts across multiple lists based on common attributes such as location or interests and send emails to each segment.

Segment Rules

* Filter Contacts Birthday ▼ is aft

Country ▼ is

Email Add ▼ is

“Do Not Mail” List

The built-in email suppression tool allows you to keep lists a list of contacts who shouldn’t (and won’t) be sent your emails under any circumstance.

Customizable Contact Views

When viewing your contact list in “grid mode” you can choose which of the contact’s details appear in the grid, giving you the details you need quickly.

- Birthday
- Country
- Current Customer?
- First Name
- Last Name
- Sex

CAN-Spam Compliance Features

One Click Unsubscribes

The “Insert Unsubscribe Link” button makes it easy to add an unsubscribe link to your email campaign, which is required by law in most countries.

Also, all unsubscribe requests are processed for you automatically giving you and your subscribers peace of mind.

Automatic Bounce Handling

Bounced emails (both soft and hard) are processed and removed from your list for you automatically, meaning your list is always clean.

You can also export a list of which email addresses bounced and see both soft and hard bounce details.

Contact Details in Footer

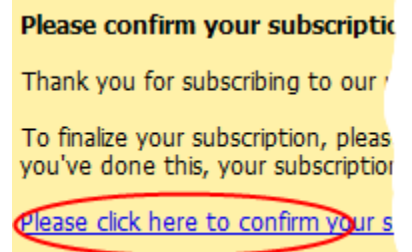
SmartEmail Email Marketer allows you to enter your complete company contact details which can be added to the footer of every email you send. This helps subscribers remember who you are and why they joined your list, and reduces the chance of your email being marked as spam.

“Do Not Mail” List

The built-in email suppression tool allows you to keep lists a list of contacts who shouldn't (and won't) be sent your emails under any circumstance.

Double Opt-In Confirmation

Keep your list clean and follow best practices by requiring new subscribers to click a link in an email (generated and sent automatically) to verify they want to join your list.



Your Feature Not on the List?

We're Here to Help

If a specific feature you need isn't listed above there's a great chance it's already available in SmartEmail Marketer! Just [contact us](#) and we'll be happy to assist you. If SmartEmail Marketer does have the feature you need, we'll show you where to find it.

Next Steps

So now you have two choices:

1. Contact me on 08 9439 2820 and we will get your next email campaign started with Smart Email.
2. [Try the online demo](#) and see just how easy it is to create, send and track emails and autoresponders with SmartEmail Marketer.



Peter B Butler

Smarter Enterprises

P: 08 9439 2820

E: peter@smarterwebsites.com.au

